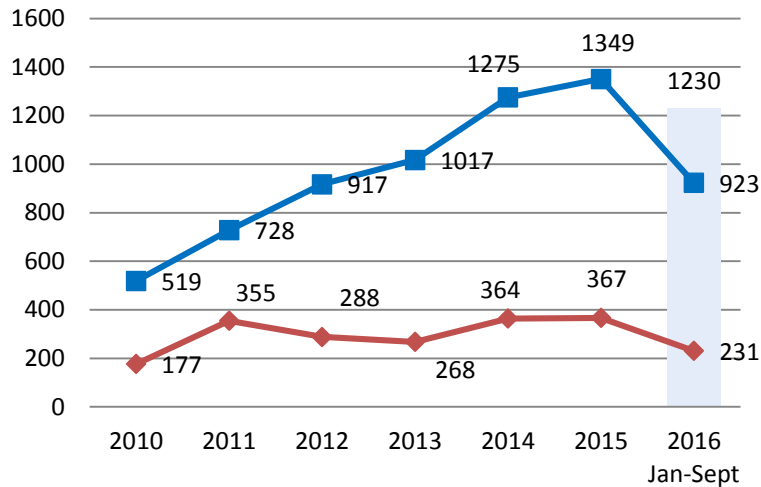


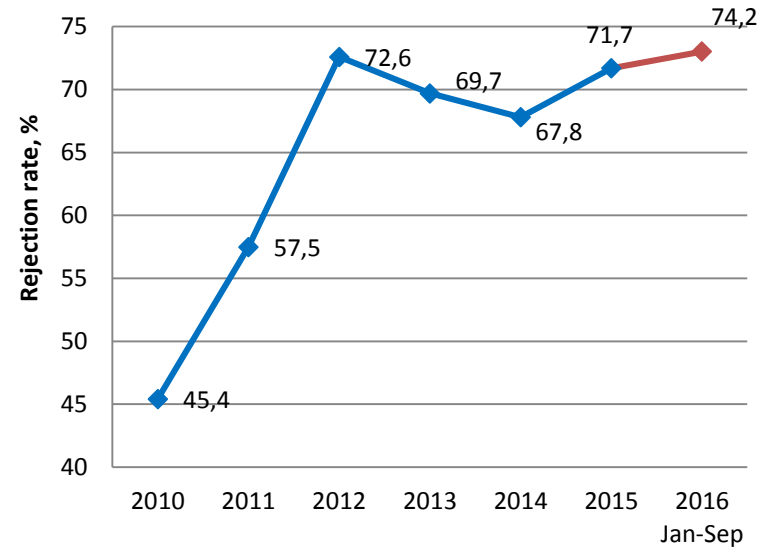
Editorial Office activity

Article submissions/acceptances trend

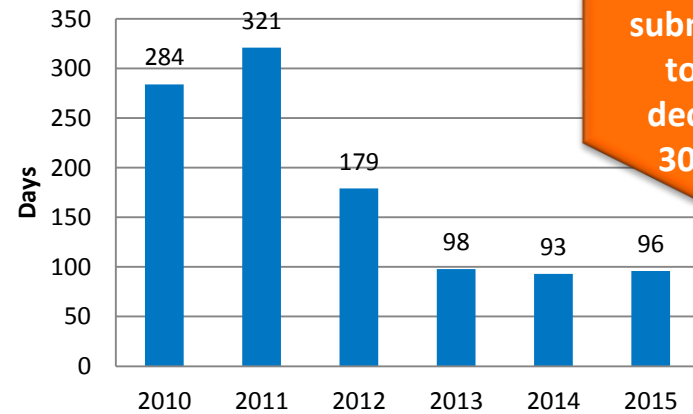


Expected Accepted papers Submitted papers

Rejection rate



Peer review time



From submission to first decision: 30 days

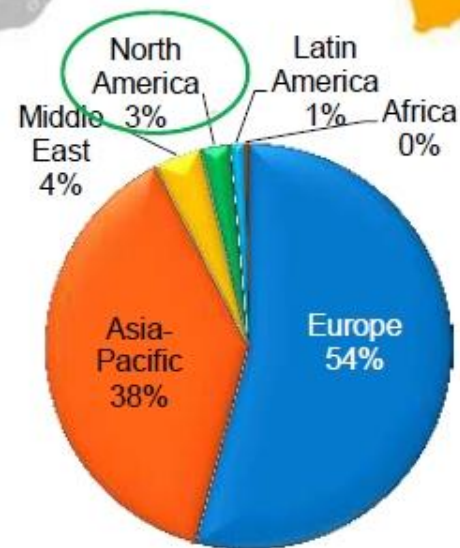
Geographical breakdown of 2015 published papers

Top-20 contributing countries

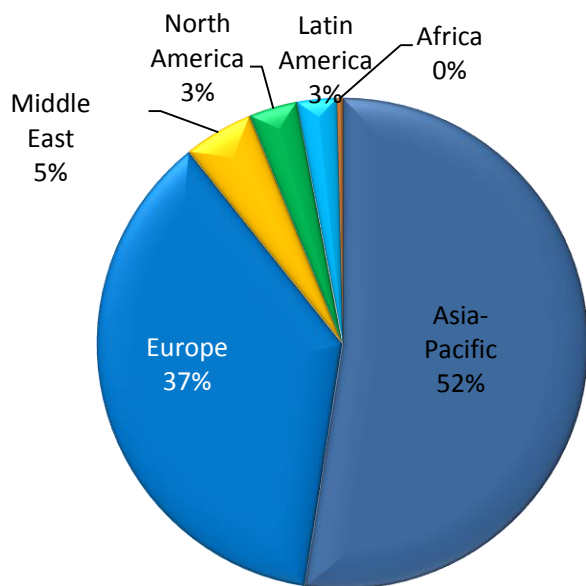
Name	Published papers
ITALY	182
CHINA	109
SOUTH KOREA	26
USA	25
TURKEY	22
JAPAN	21
UNITED KINGDOM	12
GREECE	10
ENGLAND	10
CROATIA	9
IRAN	8
FRANCE	6
PORTUGAL	5
SWITZERLAND	4
FINLAND	4
PAKISTAN	4
CANADA	4
INDIA	3
AUSTRALIA	3
GERMANY (FED REP GER)	3

Contributions from North America are very limited compared to other regions (-42% vs 2014)

(Source: InCites-Thomson Reuters)



Geographical breakdown of 2015 submissions



Top-20 contributing countries in 2015

COUNTRY	SUBMISSIONS	ACCEPTANCES
CHINA	571	88
ITALY	255	125
TURKEY	113	20
KOREA, REPUBLIC OF	49	16
IRAN, ISLAMIC REPUBLIC OF	43	9
JAPAN	39	18
UNITED STATES	30	8
INDIA	26	4
BRAZIL	20	1
GREECE	19	8
CROATIA	12	5
PORTUGAL	12	5
POLAND	11	1
UNITED KINGDOM	11	6
SPAIN	10	2
CANADA	8	0
GERMANY	6	1
HUNGARY	6	0



Springer Medicine @ClinMedJournals · 57m

#NeurologicalSciences

IF(2015):1.783

Thanks to Editors, Reviewers and Authors
for greatly supporting the journal!!

Neurological Sciences
.....
Editor-in-Chief: Antonio Federico

Journal IF (2015)
1.783

Official journal
of the
Italian
Neurological
Society

Neurological Sciences

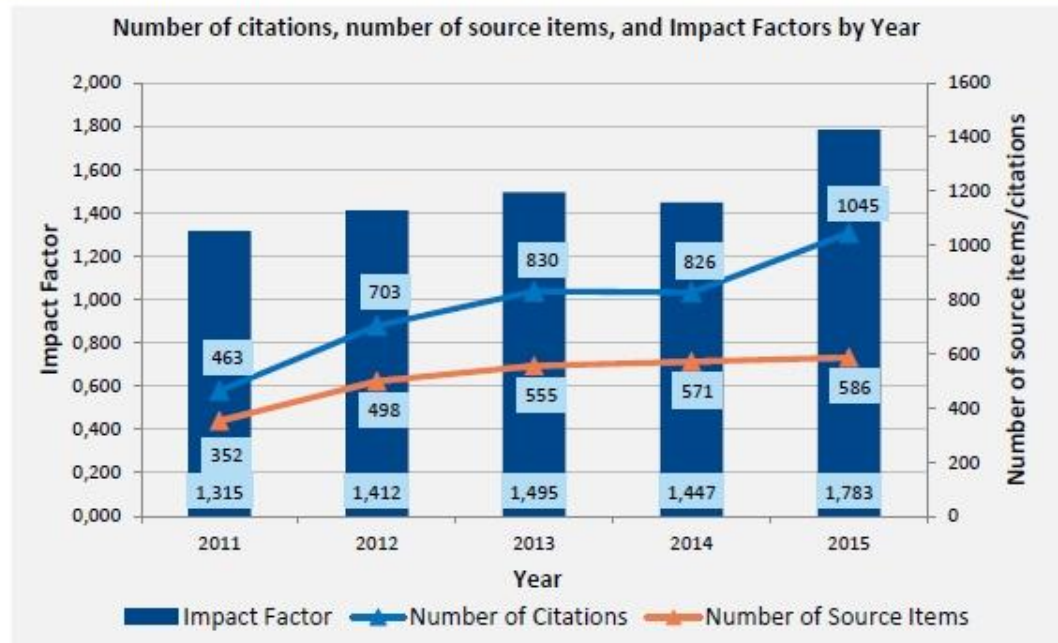
WEB OF SCIENCE™

Impact Factor (2015)

Category Name	Total Journals in Category	Journal Rank in Category	Quartile in Category
CLINICAL NEUROLOGY	192	126	Q3
NEUROSCIENCES	256	189	Q3



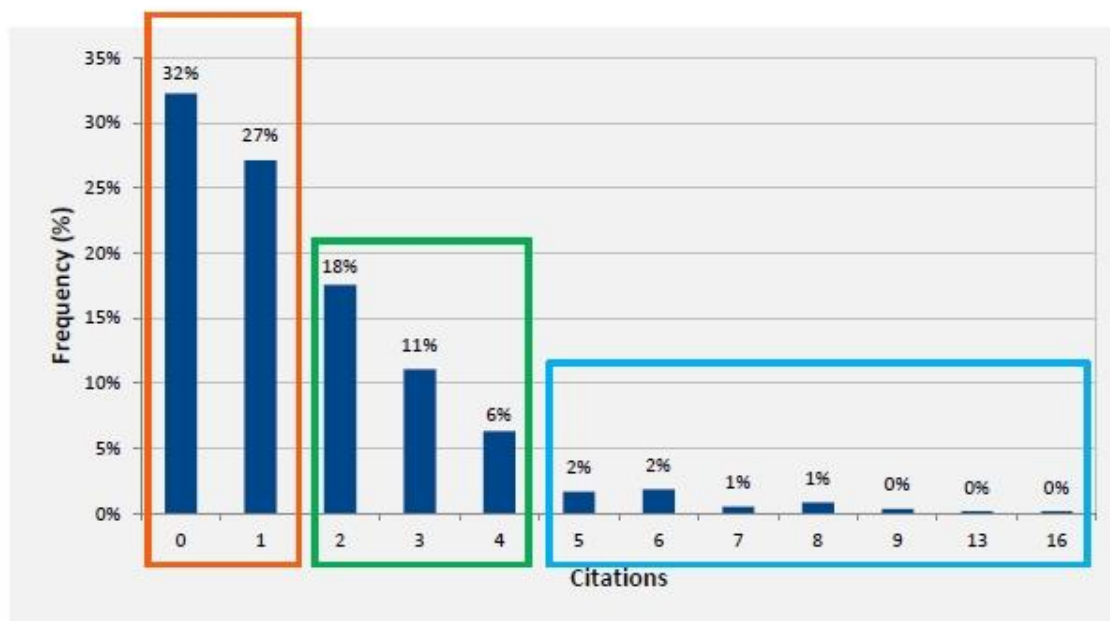
Advanced from Q4



IF year	2013	2014	2015
Total cites	830	826	1045
External cites	744	760	977
Self cites, n (%)	86 (10%)	66 (7%)	68 (6.5%)
Cites/source item	1,5	1,4	1,78



Frequency of articles cited



Cites	Number of articles	% of articles
0	189	32.25%
1	159	27.13%
2	103	17.58%
3	65	11.09%
4	37	6.31%
5	10	1.71%
6	11	1.88%
7	3	0.51%
8	5	0.85%
9	2	0.34%
13	1	0.17%
16	1	0.17%

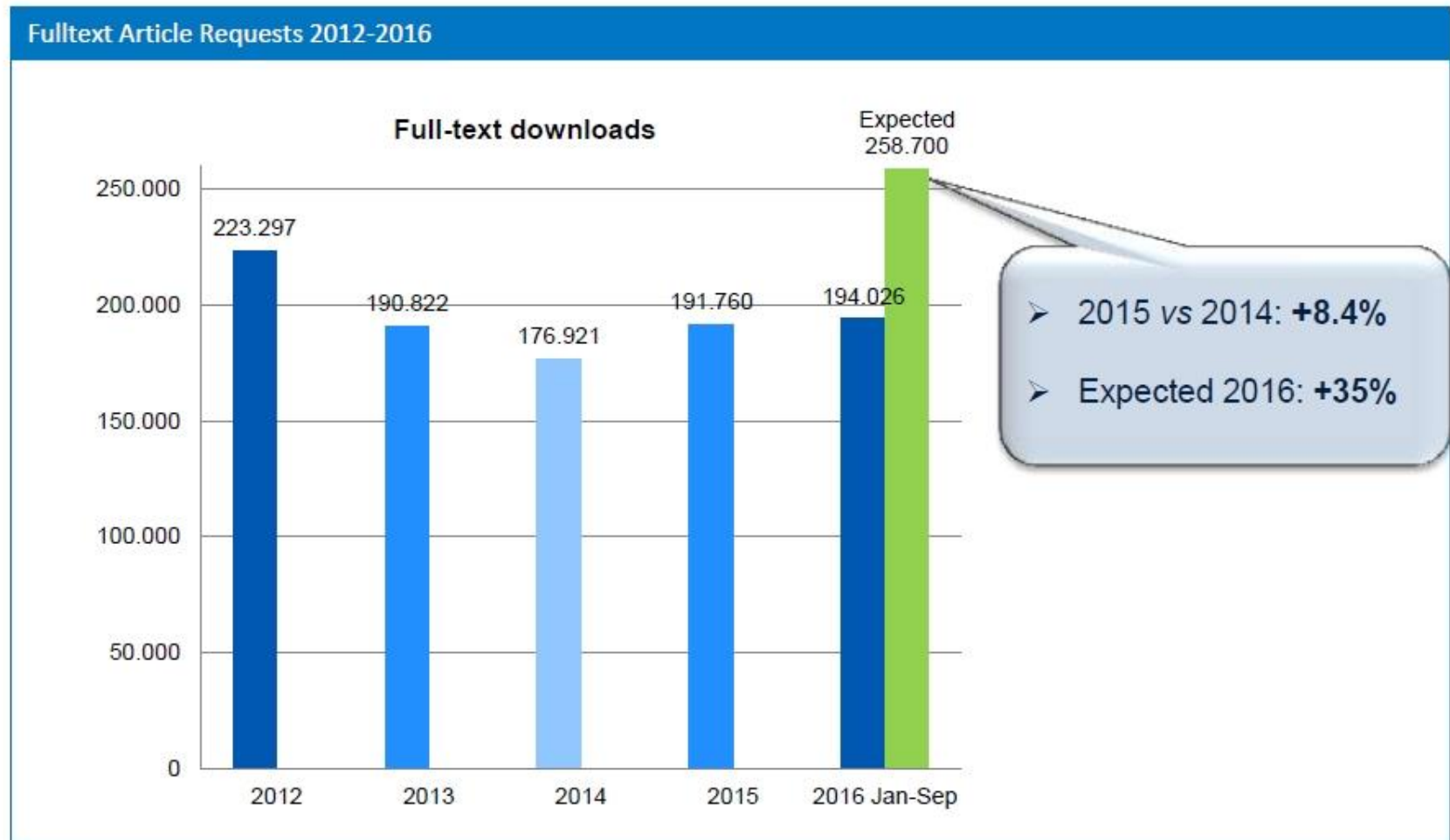
59.4% not contributing to IF value

35% window to be enlarged

5.6% highly cited articles

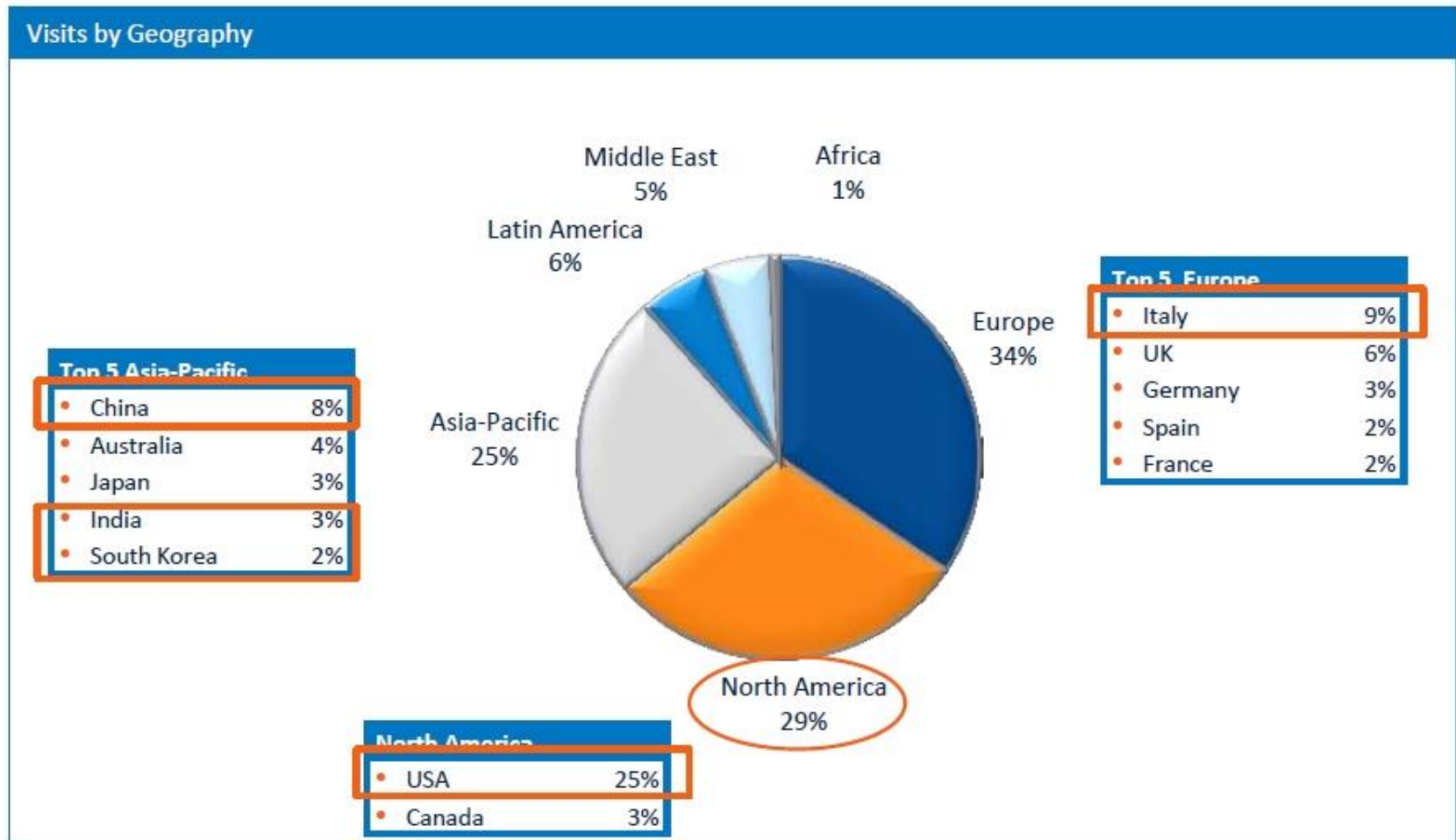
- This graph shows how in NEUS articles with a low number of citations have a greater contribution to the Impact Factor than articles with higher citations.
- Articles with 1-4 citations account for 76% of the whole IF value

Successful Full-Text Downloads



(Source: SpringerLink)

Online article accesses by Geography in 2015



(Source: WebTrek)

Circulation

	2012	2013	2014	2015
	Royalties 2012 (18%)	Royalties 2013 (22%)	Royalties 2014 (22%)	Royalties 2015 (22%)
Consortia + OA	55.672,14	111.721,50	106.229,41	124.953,91
Licensing + PPV	4.306,25	6.094,88	7.948,11	10344,18
Institutional Subscriptions	731,35	13.098,36	2.144,27	3149,63
Other sales	3.095,49	13.082,52	1.446,76	1073,80
Supplements, Special issues, reprints	11.979,00	2.574,00	15.857,01	7303,93
Ad pages	1.900,80	660,00	446,00	440,00
TOTAL	77.685,03	147.231,26	134.071,56	147.265,45
SIGNING BONUS	10.000,00			